




District Health Assessment for Multiple District 107 through October 2025

		Clubs							Membership							Member Strength		Cancellation		Reports			Finance		Leadership		
District Name	Status/ Number of Months in Status *	Active Clubs	Clubs in Status Quo	Total Clubs	% Status Quo Clubs in Financial Suspension	New Clubs	Cancelled Clubs	YTD Net Club Gain/Loss	Current Members In Active Clubs	Current Members In Status Quo Clubs	Current Total Members Count	YTD Add	YTD Drop	YTD NetGrowth (includes Active and Status Quo)	YTD NetGrowth% (includes Active and Status Quo)	Member Count 12 Months Ago	Average Member Count Per Club	% of Clubs with less than 20 members	Average Cancelled Club Age	Members Lost Due to Cancelled Clubs	% of Clubs Reporting Service	% No MMR in 3 Months	% No Officer Report in 12 months	% of Clubs with balance 90+ days	Number of Zone Chairs Recorded	Number of Region Chairs Recorded	District Officers Vacancies **
107 A		69	0	69	0%	0	3	-3	1646	0	1646	22	52	-30	-1.79%	1,735	24	35%	52	13	51%	38%	0%	3%	14	4	
107 B	T(24)	41	0	41	0%	0	0	0	788	0	788	28	18	10	1.29%	796	19	54%	0	0	37%	27%	0%	5%	8	3	
107 C		73	0	73	0%	0	1	-1	1716	0	1716	44	27	17	1.00%	1,741	24	29%	49	0	51%	33%	0%	1%	10	0	
107 D	T(18)	49	0	49	0%	0	1	-1	1119	0	1119	15	26	-11	-0.97%	1,183	23	47%	49	0	57%	33%	0%	2%	9	0	
107 E		65	0	65	0%	0	1	-1	1367	0	1367	22	12	10	0.74%	1,401	21	43%	32	0	46%	40%	0%	2%	11	0	
107 F		55	0	55	0%	0	1	-1	1264	0	1264	11	17	-6	-0.47%	1,300	23	38%	20	0	29%	49%	0%	9%	9	4	
107 G	T(24)	47	0	47	0%	0	1	-1	911	0	911	13	13	0	0.00%	942	19	53%	61	1	51%	49%	2%	6%	0	0	2nd VDG
107 H	T(24)	39	0	39	0%	0	0	0	941	0	941	27	16	11	1.18%	951	24	23%	0	0	100%	26%	0%	0%	8	0	
107 I	T(24)	44	0	44	0%	0	0	0	825	0	825	20	16	4	0.49%	838	19	59%	0	0	45%	52%	0%	2%	7	3	
107 K	T(24)	37	0	37	0%	0	0	0	858	0	858	11	12	-1	-0.12%	884	23	30%	0	0	57%	35%	5%	0%	3	2	
107 L	T(24)	33	0	33	0%	0	1	-1	771	0	771	12	21	-9	-1.15%	778	23	42%	60	0	76%	48%	0%	6%	7	1	
107 M	T(6)	54	0	54	0%	0	0	0	1244	0	1244	20	24	-4	-0.32%	1,259	23	39%	0	0	63%	33%	4%	9%	11	4	
107 N		66	0	66	0%	0	0	0	1306	0	1306	14	21	-7	-0.53%	1,335	20	58%	0	0	59%	36%	2%	3%	11	0	
107 O	T(24)	47	0	47	0%	0	2	-2	854	0	854	32	33	-1	-0.12%	867	18	57%	36	18	62%	43%	0%	2%	12	0	
		719	0	719	0%	0	11	-11	15610	0	15610	291	308	-17	-0.11%	16,010	22	43%	45	32	55%	39%	1%	4%	120	21	




District Health Assessment for Multiple District 107 through October 2025

Status/ District Name Number of Months in Status *		Clubs							Membership							Member Strength		Cancellation		Reports			Finance		Leadership		
		Active Clubs	Clubs in Status Quo	Total Clubs	% Status Quo Clubs in Financial Suspension	New Clubs	Cancelled Clubs	YTD Net Club Gain/ Loss	Current Members In Active Clubs	Current Members In Status Quo Clubs	Current Total Members Count	YTD Add	YTD Drop	YTD NetGrowth (includes Active and Status Quo)	YTD NetGrowth% (includes Active and Status Quo)	Member Count 12 Months Ago	Average Member Count Per Club	% of Clubs with less than 20 members	Average Cancelled Club Age	Members Lost Due to Cancelled Clubs	% of Clubs Reporting Service	% No MMR in 3 Months	% No Officer Report in 12 months	% of Clubs with balance 90+ days	Number of Zone Chairs Recorded	Number of Region Chairs Recorded	District Officers Vacancies **
109 A	T(24)	44	0	44	0%	0	0	0	1050	0	1050	13	20	-7	-0.66%	1,060	24	45%	0	0	36%	43%	0%	2%	0	0	GST
109 B	T(24)	28	0	28	0%	0	1	-1	628	0	628	6	9	-3	-0.48%	655	22	32%	31	1	36%	61%	11%	7%	0	0	2nd VDG, GLT
		72	0	72	0%	0	1	-1	1678	0	1678	19	29	-10	-0.59%	1,715	23	40%	31	1	36%	50%	4%	4%	0	0	




District Health Assessment for District 120 through October 2025

		Clubs							Membership							Member Strength		Cancellation		Reports			Finance	Leadership			
District Name	Status/ Number of Months in Status *	Active Clubs	Clubs in Status Quo	Total Clubs	% Status Quo in Financial Suspension	New Clubs	Cancelled Clubs	YTD Net Club Gain/Loss	Current Members In Clubs	Current Members In Status Quo Clubs	Current Total Members Count	YTD Add	YTD Drop	YTD NetGrowth (includes Active and Status Quo)	YTD NetGrowth% (includes Active and Status Quo)	Member Count 12 Months Ago	Average Member Count Per Club	% of Clubs with less than 20 members	Average Cancelled Club Age	Members Lost Due to Cancelled Clubs	% of Clubs Reporting Service	% No MMR in 3 Months	% No Officer Report in 12 months	% of Clubs with balance 90+ days	Number of Zone Chairs Recorded	Number of Region Chairs Recorded	District Officers Vacancies **
120	T(24)	54	0	54	0%	0	2	-2	1010	0	1010	12	18	-6	-0.59%	1,054	19	52%	32	0	13%	50%	0%	7%	0	0	2nd VDG
		54	0	54	0%	0	2	-2	1010	0	1010	12	18	-6	-0.59%	1,054	19	52%	32	0	13%	50%	0%	7%	0	0	



District Health Assessment for District 131 through October 2025

		Clubs							Membership							Member Strength		Cancellation		Reports			Finance	Leadership			
District Name	Status/ Number of Months in Status *	Active Clubs	Clubs in Status Quo	Total Clubs	% Status Quo in Financial Suspension	New Clubs	Cancelled Clubs	YTD Net Club Gain/Loss	Current Members In Active Clubs	Current Members In Status Quo Clubs	Current Total Members Count	YTD Add	YTD Drop	YTD NetGrowth (includes Active and Status Quo)	YTD NetGrowth% (includes Active and Status Quo)	Member Count 12 Months Ago	Average Member Count Per Club	% of Clubs with less than 20 members	Average Cancelled Club Age	Members Lost Due to Cancelled Clubs	% of Clubs Reporting Service	% No MMR in 3 Months	% No Officer Report in 12 months	% of Clubs with balance 90+ days	Number of Zone Chairs Recorded	Number of Region Chairs Recorded	District Officers Vacancies **
131	P	37	0	37	0%	0	0	0	730	0	730	13	22	-9	-1.22%	726	20	46%	0	0	43%	32%	14%	0%	0	0	
		37	0	37	0%	0	0	0	730	0	730	13	22	-9	-1.22%	726	20	46%	0	0	43%	32%	14%	0%	0	0	



District Health Assessment for Ident 5891 - REP OF LATVIA - UND through October 2025

Status/ District Name of Months in Status *		Clubs							Membership							Member Strength		Cancellation		Reports			Finance		Leadership		
		Active Clubs	Clubs in Status Quo	Total Clubs	% Status Quo Clubs in Financial Suspension	New Clubs	Cancelled Clubs	YTD Net Club Gain/Loss	Current Members In Active Clubs	Current Members In Status Quo Clubs	Current Total Members Count	YTD Add	YTD Drop	YTD NetGrowth (includes Active and Status Quo)	YTD NetGrowth% (includes Active and Status Quo)	Member Count 12 Months Ago	Average Member Count Per Club	% of Clubs with less than 20 members	Average Cancelled Club Age	Members Lost Due to Cancelled Clubs	% of Clubs Reporting Service	% No MMR in 3 Months	% No Officer Report in 12 months	% of Clubs with balance 90+ days	Number of Zone Chairs Recorded	Number of Region Chairs Recorded	District Officers Vacancies **
Ident 5891 - REP OF LATVIA		2	0	2	0%	0	1	-1	15	0	15	0	6	-6	-28.57%	21	8	100%	7	6	0%	50%	0%	0%	0	0	
		2	0	2	0%	0	1	-1	15	0	15	0	6	-6	-28.57%	21	8	100%	7	6	0%	50%	0%	0%	0	0	

* - District Status: P - Provisional, T - Transitional.
** - District Officers Vacancies: DG - District Governor, 1st VDG - First Vice District Governor, 2nd VDG - Second Vice District Governor.